



Prototype Majestic shown with optional equipment.



Our First Class Restroom Trailer


The beautiful Majestic is our top-of-the-line trailer-mounted portable restroom. With artfully arched doorways, elegant curved counter tops, brushed aluminum ceilings and a beveled mirror in each fully private luxuriously spacious restroom, these are first class accommodations. This is the unit for your most special customers. Our Majestic trailer is available in 2-, 4-configurations.

Exceptionally Clean and Smooth Design


With common supply and waste tanks to gain increased customer use, this impeccably crafted trailer is easy to service, maintain and transport. The Majestic's high grade smooth fiberglass exterior walls create an exceptionally clean and smooth design.

Specifications (2/4-unit)

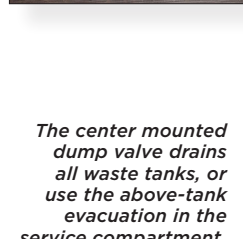
Ext Ht: (w/AC): 121", Int Ht: 80.5", Trailer width: 96", Exterior enclosure width: 45", Trailer length: 15' 3" / 23' 9", Exterior enclosure length: 104", Interior dimensions 41.5" W x 48.5" L, Dry weight: 2520lbs., Loaded weight: 3600lbs., Waste tank: 150G / 300G, Fresh tank: 90G / 180G, Door opening: 72"x24", Axle rating: 6000lbs. / 12000lbs., Avg # uses: 290 / 560 (City water connection), 250 / 500 Utilizing on board 90G / 180G water tank



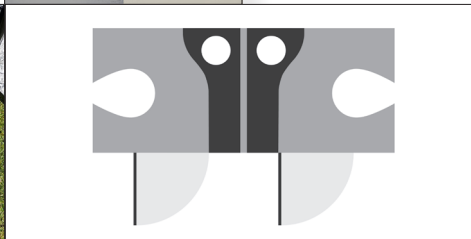
The Majestic's luxurious vinyl plank flooring is anti-microbial, beautiful to look at, easy to clean and incredibly durable. Pelham Maple is shown... ask about optional colors!



With five contemporary colors to choose from, you can define the look of your Majestic interior. (Clockwise from upper left: Light Gray, Clay, Champagne, Azteca Gray, with Polar White centered)



The center mounted dump valve drains all waste tanks, or use the above-tank evacuation in the service compartment.



Majestic Standard Features

- 30 watt solar panels
- Fully private individual restrooms
- Shared fresh water and waste tanks
- Recessed LED ceiling lighting
- LED In Use and exterior courtesy lights
- Flushable toilet w/ Teflon seal
- Upgraded heavy-duty auto-off faucet
- Single cast beveled counter and sink
- Beveled glass mirror
- Powered roof vent
- Dump valves
- Proprietary aluminum structural elements
- High-grade smooth fiberglass ext. walls
- High-grade fiberglass interior walls
- Maintenance free fiberglass roof
- Proprietary roto-cast tanks
- Motion-sensing & latch-activated power
- Linoleum planked composite floor
- Made in the U.S.A.

Majestic Available Options

- Colors and materials
- Air conditioning / heating
- Winterized package
- 220V to 110V step down transformers
- Soap, paper towel, toilet paper and seat cover dispensers
- City water connections